

Issue Date: 04-24-2014  
Revision Date: 04-14-2025  
Renewal Date: 04-30-2026

**DIVISION: 07 00 00 – THERMAL AND MOISTURE PROTECTION**

**Section: 07 46 00 – Siding**

**REPORT HOLDER:**

**CHELSEA BUILDING PRODUCTS**

565 Cedar Way

Oakmont, PA 15139

(414) 826-8077

[www.chelseabuildingproducts.com](http://www.chelseabuildingproducts.com)

[www.everlastsiding.com](http://www.everlastsiding.com)

**REPORT SUBJECT:**

***Everlast® Composite Siding***

### 1.0 SCOPE OF EVALUATION

1.1 This research report addresses compliance with the following Codes:

- 2024, 2021, 2018 *International Building Code®* (IBC)
- 2024, 2021 2018 *International Residential Code®* (IRC)
- 2023, 2020 *Florida Building Code-Building (FBC)*, excluding High Velocity Hurricane Zones (See Section 9.0)

NOTE: This report references the most recent Code editions cited. Section numbers in earlier editions may differ.

*Everlast® Composite Siding* has been evaluated for the following properties:

- Durability
- Fire Resistance
- Surface Burning
- Weather Resistance
- Wind Load Resistance (Negative Transverse)

1.2 The *Everlast® Composite Siding* is a rigid polyvinyl chloride (PVC) solid cross section cladding intended for use as an exterior siding attached to an approved structural sheathing.

### 2.0 STATEMENT OF COMPLIANCE

The *Everlast® Composite Siding* complies with the Codes listed in Section 1.1, for the properties stated in Section 1.2 and uses stated in Section 1.3, when installed as described in this report, including the Conditions of Use stated in Section 6.0.

#### 2.1 2024 IBC and IRC Evaluation Reports

The Intertek CCRR is an *Evaluation Report* for approval of an alternate material, design, or method of construction in accordance with Section 104.2.3.6.1 of the 2024 IBC and Section R104.2.2.6.1 of the 2024 IRC.

### 3.0 DESCRIPTION

3.1 Materials and Processes – *Everlast® Composite Siding* consists of a cellular polyvinyl chloride (PVC) material with an acrylic cap and is an approved alternative in applications where vinyl siding and polypropylene siding are permitted.

3.2 *Everlast® Composite Siding* products are provided in two styles: horizontal lap siding and vertical board and batten siding.

3.2.1. Horizontal lap siding is provided in two exposure widths: 6-7/8 inch with a nominal thickness of 0.225 inches, and 4-1/2 inch with a nominal thickness of 0.215 inches. See Figure 1. Lap siding is horizontally installed, with fasteners spaced a maximum of 16 inches o.c.

3.2.2. Vertical board and batten siding are provided in one exposure width: 11 inches with a nominal thickness of 0.325 inches. See Figure 2. Board and batten siding are vertically installed, with fasteners spaced 7.5 inches o.c. 12 inches o.c. or 16 inches o.c.

### 4.0 PERFORMANCE CHARACTERISTICS

4.1 Windload Resistance – Maximum allowable design pressures are shown in Tables 1 and 2 for the *Everlast® Composite Siding* when installed in accordance with this report.



**4.1.1.** *Everlast® Composite Siding* has not been evaluated for resisting positive wind pressure. Siding must be installed over structural wood sheathing designed to resist positive design wind pressures in accordance with the applicable code.

**4.1.2.** Windload resistance values are in accordance with ASTM D3679 and ASTM D7254.

Exception: A pressure equalization factor (PEF) was not applied to reduce the required test pressure.

**4.2** *Everlast® Composite Siding* complies with IBC Section 2605.2 for use as an exterior plastic veneer.

**4.3** Materials used have a flame spread index of less than 200 when tested in accordance with ASTM E 84.

**4.4** *Everlast® Composite Siding* installed on the exterior of fire-resistance rated walls does not reduce the fire-resistance rating of the wall assembly that has been established in accordance with IBC Section 703.2.

## 5.0 INSTALLATION

*Everlast® Composite Siding* must be installed in accordance with the manufacturer's published installation instructions, the applicable Code, and this Research Report. A copy of the manufacturer's instructions must be available on the jobsite during installation.

**5.1** *Everlast® Composite Siding* shall be installed over an approved structural wood sheathing complying with Section 2303.1.5 of the IBC and FBC.

**5.2** Sheathing must be covered by an approved water-resistive barrier in accordance with IBC Section 1404.2 and IRC Section R703.7. and provide a means for draining water that enters the assembly to the exterior.

**5.3** Flashing shall be installed in accordance with Section 1404.4 of the IBC [1405.4 of the FBC] and IRC Section R703.4.1 [FBC-R Section R703.4].

**5.4** Protection against condensation shall be provided in accordance with Section 1402.2 of the IBC and Section 1405.3 of the FBC.

## 6.0 CONDITIONS OF USE

**6.1** Installation must comply with this Research Report, the manufacturer's published installation instructions, and the applicable Code. In the event of a conflict, this report governs.

**6.2** Wind design pressures determined from allowable stress design (also known as nominal) wind speeds ( $V_{asd}$ ) in accordance with the applicable code shall not exceed the allowable wind design pressures as identified in Tables 1 and 2 for *Everlast® Composite Siding*.

**6.3** *Everlast® Composite Siding* products are limited to the following construction types:

**6.3.1.** Nonload-bearing exterior trim on buildings of combustible construction.

**6.3.2.** Use on buildings of Type V construction (A and B) and all construction types permitted under the IRC and FBC-R.

**6.3.3.** Use on the exterior of fire-resistance rated walls.

**6.4** Compatibility of the supporting construction materials with all fasteners, components, and other hardware components is subject to approval by the code official.

**6.5** Only those types of fasteners and fastening methods described in this report have been evaluated for the installation of the *Everlast® Composite Siding*. Other methods of attachment are outside the scope of this report.

**6.6** All products are manufactured by Chelsea Building Products in accordance with the manufacturer's approved quality control system with inspections by Intertek.

## 7.0 SUPPORTING EVIDENCE

**7.1** Manufacturer's drawings and installation instructions.

**7.2** Reports of testing demonstrating compliance with ICC-ES AC227, Acceptance Criteria for Rigid Cellular PVC Nonload-Bearing Exterior Trim, revised November 2017.





**7.3** Reports of testing demonstrating compliance with ASTM D7254-21 [17], Standard Specification for Polypropylene (PP) Siding, and ASTM D3679-21 [17], Standard Specification for Rigid Poly (Vinyl Chloride) (PVC) Siding for: Extent of Burn, Heat Shrinkage, Impact Resistance, Surface Distortion, Coefficient of Linear Expansion, and Windload Resistance.

**7.4** Reports of testing demonstrating compliance with ASTM D635-18 [17], Test Method for Rate of Burning and/or Extent and Time of Burning of Self-supporting Plastics in a Horizontal Position.

**7.5** Reports of testing demonstrating compliance with ASTM D1929-20 [16], Test Method for Determining Ignition Properties of Plastics.

**7.6** Reports of evaluation and engineering analysis for allowable fastener capacities demonstrating compliance with NDS-2024 [2018], National Design Specification (NDS) for Wood Construction, and sealed by a Professional Engineer registered in the State of Florida.

**7.7** Documentation of an Intertek approved quality control system for the manufacturing of products recognized in this report.

**7.8** Intertek Listing Report "[Everlast Composite Siding](#)" on the [Intertek Directory of Building Products](#).

## 8.0 IDENTIFICATION

The *Everlast*® Composite Siding is identified with the manufacturer's name (Chelsea Building Products), the product name (*Everlast*® Composite Siding), the Intertek Mark as shown below, the Intertek Control Number and the Code Compliance Research Report number (CCRR-0201).



## 9.0 FLORIDA BUILDING CODE

**9.1 Scope of Evaluation:** The *Everlast*® Composite Siding was evaluated for compliance with the *Florida Building Code – Building* and *Florida Building Code – Residential*

### 9.2 Conclusion:

The *Everlast*® Composite Siding, described in Sections 2.0 through 7.0 of this Research Report, comply with the *Florida Building Code – Building* and *Florida Building Code – Residential* under the following provisions:

- Use of the *Everlast*® Composite Siding for compliance with the High-Velocity Hurricane Zone provisions of the *Florida Building Code – Building* and the *Florida Building Code – Residential* has not been evaluated and is outside the scope of this Research Report.
- Intertek is an approved *evaluation entity* and *quality assurance entity* pursuant to Florida Statute 553.842 – *Product Evaluation and Approval*.

## 10.0 CODE COMPLIANCE RESEARCH REPORT

**10.1** Approval of building products and/or materials can only be granted by a building official having legal authority in the specific jurisdiction where approval is sought.

**10.2** Code Compliance Research Reports shall not be used in any manner that implies an endorsement of the product by Intertek.

**10.3** Reference to the Intertek website address: <https://bpdirectory.intertek.com> is recommended to ascertain the current version and status of this report.

This Code Compliance Research Report ("Report") is for the exclusive use of Intertek's Client and is provided pursuant to the agreement between Intertek and its Client. Intertek's responsibility and liability are limited to the terms and conditions of the agreement. Intertek assumes no liability to any party, other than to the Client in accordance with the agreement, for any loss, expense or damage occasioned by the use of this Report. Only the Client is authorized to permit copying or distribution of this Report and then only in its entirety, and the Client shall not use the Report in a misleading manner. Client further agrees and understands that reliance upon the Report is limited to the representations made therein. The Report is not an endorsement or recommendation for use of the subject and/or product described herein. This Report is not the Intertek Listing Report covering the subject product and utilized for Intertek Certification and this Report does not represent authorization for the use of any Intertek certification marks. Any use of the Intertek name or one of its marks for the sale or advertisement of the tested material, product or service must first be approved in writing by Intertek.





Profile		Fastener		Substrate <sup>4, 5</sup>	Allowable Design Pressure <sup>(2)[3]</sup>
Exposure Width	Nominal Thickness	Description	Spacing		
6.875 inches	0.225 inches	#10 by 2-1/2-inch stainless steel flat head screws	16-inch o.c.	Every screw penetrating into stud.	68 psf
				Every screw penetrating into 7/16 inch wood sheathing, hitting studs when possible.	67 psf
		2-inch-long roofing nail, 1/8-inch smooth shank diameter, 7/16-inch diameter head	16-inch o.c.	Every nail penetrating into stud.	51 psf
				Every nail penetrating into 7/16 inch wood sheathing, hitting studs when possible.	27 psf
			8-inch o.c.	Every nail penetrating into 7/16 inch wood sheathing, hitting studs when possible.	39 psf
4.5 inches	0.215 inches	#9 by 2-1/2-inch stainless steel flat head screws	16-inch o.c.	Every screw penetrating into stud.	98 psf
				Every screw penetrating into 7/16 inch wood sheathing, hitting studs when possible.	98 psf
		2-inch-long roofing nail, 1/8-inch smooth shank diameter, 7/16-inch diameter head	16-inch o.c.	Every nail penetrating into stud.	77 psf
				Every nail penetrating into 7/16 inch wood sheathing, hitting studs when possible.	42 psf
			8-inch o.c.	Every nail penetrating into 7/16 inch wood sheathing, hitting studs when possible.	77 psf

<sup>(1)</sup> A pressure equalization factor (PEF) was not applied to reduce the required test pressure.

<sup>(2)</sup> The allowable design pressure must be greater than or equal to the wind design pressure derived from allowable stress design (also known as nominal) wind speed (Vasd) determined in accordance with IBC Section 1609.3.1

<sup>(3)</sup> Allowable Design pressures reflect negative loading only in accordance with the IBC and Section 5.1 of this report.

<sup>(4)</sup> Wood stud shall have specific gravity of G = 0.42 or greater.

<sup>(5)</sup> Wood sheathing shall have specific gravity of G = 0.50 or greater.



TABLE 2 – EVERLAST® COMPOSITE VERTICAL BOARD AND BATTEN SIDING ALLOWABLE DESIGN PRESSURES<sup>(1)</sup>

Profile		Fastener		Substrate <sup>4,5</sup>	Allowable Design Pressure <sup>(2)[3]</sup>
Exposure Width	Nominal Thickness	Description	Spacing		
11 inches	0.325 inches	#8 by 1-5/8-inch stainless steel flat head screw	7.5-inch o.c.	Every screw penetrating into 1/2 inch wood sheathing.	80 psf
		#8 by 1-5/8-inch stainless steel flat head screw	12-inch o.c.	Every screw penetrating into 7/16 inch wood sheathing.	51 psf
		11-Gauge by 2-inch ring-shank roofing nail	12-inch o.c.	Every nail penetrating into 7/16 inch wood sheathing.	36 psf
		#8 by 1-inch stainless steel flat head screw	12-inch o.c.	1-inch by 3-inch furring strip.	69 psf
		#8 by 1-inch stainless steel flat head screw	16-inch o.c.	1-inch by 3-inch furring strip.	59 psf
		11-Gauge by 1-inch ring-shank roofing nail	12-inch o.c.	1-inch by 3-inch furring strip.	32 psf
		11-Gauge by 1-inch ring-shank roofing nail	16-inch o.c.	1-inch by 3-inch furring strip.	27 psf

<sup>(1)</sup> A pressure equalization factor (PEF) was not applied to reduce the required test pressure.

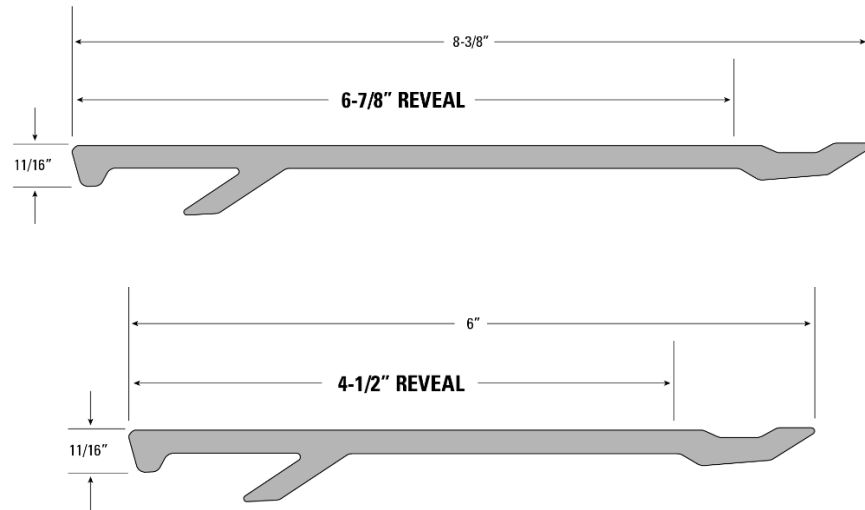
<sup>(2)</sup> The allowable design pressure must be greater than or equal to the wind design pressure derived from allowable stress design (also known as nominal) wind speed (V<sub>as</sub>) determined in accordance with IBC Section 1609.3.1

<sup>(3)</sup> Allowable Design pressures reflect negative loading only in accordance with the IBC and Section 5.1 of this report.


<sup>(4)</sup> Wood furring strip shall have specific gravity of G = 0.42 or greater.

<sup>(5)</sup> Wood sheathing shall have specific gravity of G = 0.50 or greater.

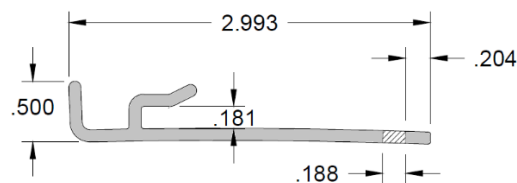




**FIGURE 1 – EVERLAST® COMPOSITE SIDING, LAP SIDING**



**FIGURE 2 – EVERLAST® COMPOSITE SIDING, BOARD AND BATTEN SIDING**



**FIGURE 3 - EVERLAST® STARTER STRIP**